

# Notice of Meeting & Tentative Agenda



**City of Jefferson**  
***Environmental Quality Commission***

**Tuesday, January 19, 2016 ~ 5:30 p.m.**

**John G. Christy Municipal Building ~ 320 E. McCarty Street  
Small Conference Room**

## **Tentative Agenda**

- 1. Call to Order**
- 2. Approval of Agenda**
- 3. Approval of Minutes from the Meeting of December 15, 2015**
- 4. Presentation from Invited Guest: Janice McMillan, Director of Planning & Protective Services**
  - Information on new Trash Contract
- 5. Recycling Update**
  - Diversion Rate Report
  - Reporting Parameters
- 6. Environmental Outreach and Education**
  - Update on Current Activities
- 7. New Business**
  - Strategic Planning- Review of Duties
  - EQC Ordinance Review
- 8. Old Business**
- 9. Adjournment**

Individuals should contact the ADA Coordinator at (573) 634-6570 to request accommodations or alternative formats as required under the Americans with Disabilities Act. Please allow three business days to process the request.

Please contact (573) 634-6410 with questions regarding agenda items.

## MINUTES

CITY OF JEFFERSON, MISSOURI  
ENVIROMENTAL QUALITY COMMISSION  
December 15, 2015  
12:00 p.m.

### COMMISSION MEMBERS PRESENT

Josh Nash (began June 2015)  
Michael Lester  
Carol Davit  
Michael Couty (began Dec of 2015)  
Todd Higgins

### ATTENDANCE RECORD 2015

2 of 2  
3 of 3  
2 of 3  
1 of 1  
2 of 3

### COMMISSION MEMBERS ABSENT

Pam Barkhaus  
Rachael Herndon

0 of 3  
2 of 3

### EX-OFFICIO MEMBERS

Larry Henry, City Council Liaison, Absent

### STAFF PRESENT

Jayme Abbott, Neighborhood Services Coordinator

1. **Call to Order and Introduction of Members, Council Liaison and Staff**  
The meeting was called to order at 12:01 p.m. by Mr. Lester.
2. **Approval of Agenda**  
Mr. Higgins made a motion to approve the agenda with an amendment showing the commission met in the small conference room and not the Council Chambers. Ms. Davit second.
3. **Approval of Minutes from the Regular Meeting of June 16, 2015**  
Ms. Davit made a motion to approve the minutes with a request that they be sent out in better quality in the future. Mr. Higgins second.
4. **Recycling Update**  
Ms. Abbott an update on recycling programs. A discussion was held on what additional information could be included in the reports to make them more useful.
5. **Environmental Outreach and Education**  
The commission would like to receive an update on the Local Foods, Local Places program. Ms. Davit made a motion to recommend the location of the Farmers Market to be part of Complete Streets. Mr. Higgins second. Motion passes.  
  
The commission discussed the possibility of a monthly recycling education component in the new Solid Waste contract.  
  
Mr. Higgins suggested Lincoln apply for grant funds to poll local businesses on if they have recycling services.
6. **New Business**  
Quorum was lost before getting to New Business.
7. **Adjourn**  
Mr. Lester made a motion to adjourn and Ms. Davit second. Meeting adjourned at 1:10 p.m.

# Residential Waste Diversion Rates 2015

## **Total Diversion**

---

Total Waste Diverted 22,220,562 lbs

Total Waste Landfilled 16,341,460 lbs

---

Total Amount of Waste Generated 38,562,022 lbs

---

**Overall Diversion Rate 57.6%**

---

## **Single Stream Diversion**

---

Single Stream Recycling 5,147,760 lbs

Residential Waste Landfilled 16,341,460 lbs

---

Total Amount of Residential Waste Generated 21,489,220.00 lbs



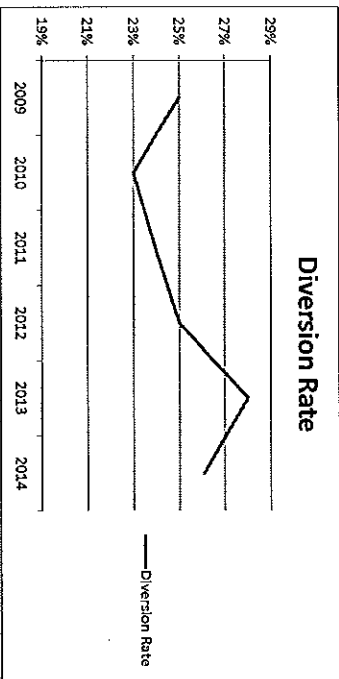

---

**Single Stream Diversion Rate 24%**

---

### Single Stream All Years Diversion Comparison

	2009	2010	2011	2012	2013	2014	2015
Population	41,297	39,751	40,307	43,245	43,580	42,983.00	43,079.00
Total Tons Collected	1,957.00	11,034.00	10,833.00	10,632.10	11,351.38	10,977.00	10,744.61
Residential Trash Collected (tons)	1,473.00	8,518.00	8,287.00	7,997.91	8,177.76	8,113.00	8,170.73
Single Stream Collected (tons)	484.00	2,516.00	2,566.00	2,634.19	3,173.62	2,864.00	2,573.88
Diversion Rate		25%	23%	24%	25%	28%	26%
Diversion rate increase or decrease from previous yr.	n/a	decrease	Increase	Increase	Increase	decrease	



**Amounts are in Tons**

**Residential Trash**

<b>Month</b>	<b>2009</b>	<b>2010</b>	<b>2011</b>	<b>2012</b>	<b>2013</b>	<b>2014</b>	<b>2015</b>
January		613.08	612.66	663.35	671.08	657.04	624
February		576.52	578.51	601.01	524.66	537.82	527.93
March		725.63	711.45	693.26	632.3	621.14	657.54
April		750.97	709.35	692.83	768	734.52	739.42
May		700.07	735.57	718.92	735.26	747.26	727.76
June		810.03	767.27	657.05	683.26	670.39	707.34
July		772.08	666.28	676.9	761.94	756.25	767.39
August		761.45	745.11	698.44	709.59	678.16	687.54
September		728.66	686.18	607.47	661.23	704.18	667.02
October		658.68	636.64	686.32	687.16	704.8	634.63
November	725.41	720.46	725.84	708.92	660.88	587.75	698.05
December	747.87	700.11	691.98	593.44	681.8	713.76	732.11
	1473.28	8,517.74	8,266.84	7,997.91	8,177.16	8,113.07	8,170.73

**Single Stream Recycling**

<b>Month</b>	<b>2009</b>	<b>2010</b>	<b>2011</b>	<b>2012</b>	<b>2013</b>	<b>2014</b>	<b>2015</b>
January		193.2	201.47	209.43	243.04	276.29	205.79
February		170.32	180.73	185.89	166.38	201.35	155.02
March		208.22	237.53	213.09	201.1	244.95	209.04
April		215.78	214.93	206.89	284	279.28	222.82
May		204.86	220.13	213.96	294.74	256.49	237.35
June		225.09	236.76	213.29	268.45	239.8	212.96
July		214.55	199.15	208.9	283.34	231.61	225.87
August		214.08	218.9	230.24	264.46	204.31	204.77
September		201.34	194.72	200.34	274.65	213.92	203.63
October		198.95	190.96	239.31	311.74	237.28	207.41
November	246.84	226.85	233.91	258.56	301.23	204.6	227.19
December	237.26	242.55	236.91	254.29	280.49	273.67	262.03
	484.1	2,515.79	2,566.10	2,634.19	3,173.62	2,863.55	2,573.88

**Spring Clean Up Totals**

<b>Year</b>	<b>2012</b>	<b>2013</b>	<b>2014</b>	<b>2015</b>
<b>Amount</b>	373.11	466.54	440.24	436.68

**Single Stream Direct Door Mailers**

Oct-14  
 Mar-13  
 Jul-12